

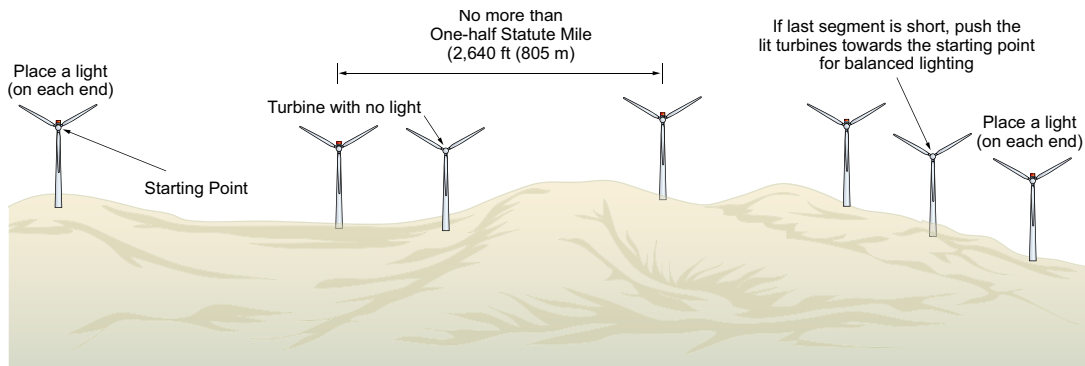
# FAA Lighting Wind Farm Configuration

Day / Twilight Protection = Aviation Orange and Wind Turbine Off-White Paint

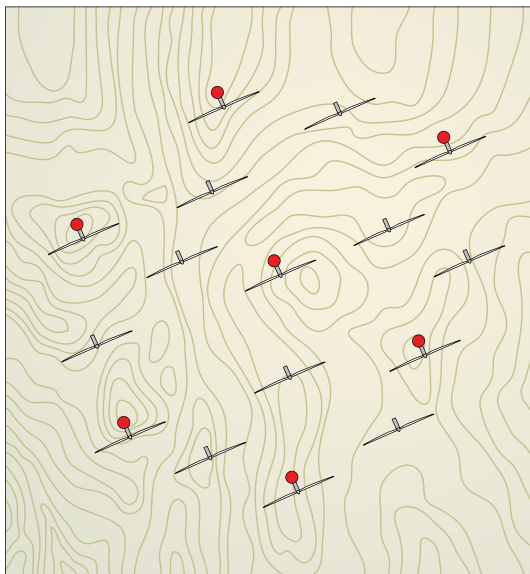
Night Protection =

➤ 2,000 cd Red/Infrared Lights for Turbines Less Than 699'

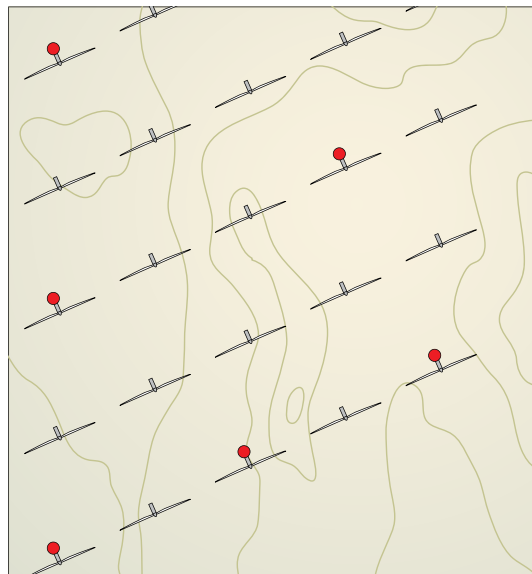
➤ 2,000 cd Red/Infrared Lights and Red/Infrared Marker Lights for Turbines Above 699'




Linear Turbine Configuration



Cluster Turbine Configuration



Grid Turbine Configuration

 = L-864 (medium intensity flashing red/infrared light)  
Configured to flash at a rate of 30 fpm ( $\pm 3$  fpm)